

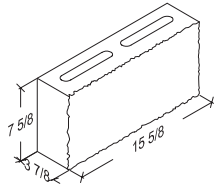


CMU SHAPES & SIZES

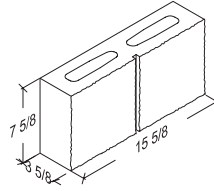
SPLIT FACE

4 INCH UNITS

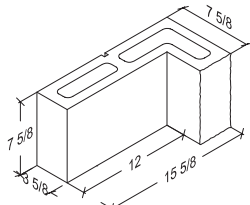
Split Face



4-8-16
3 7/8" x 7 5/8" x 15 5/8"



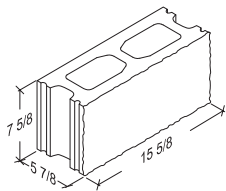
4-8-16 1-Score
3 7/8" x 7 5/8" x 15 5/8"



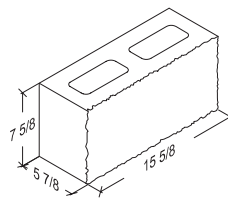
4 Inch L-Corner
7 5/8" x 7 5/8" x 15 5/8"

6 INCH UNITS

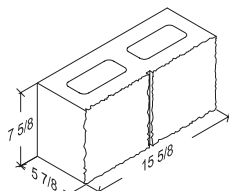
Split Face



6-8-16 Standard
5 7/8" x 7 5/8" x 15 5/8"



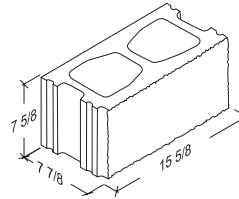
6-8-16 Square Corner
5 7/8" x 7 5/8" x 15 5/8"



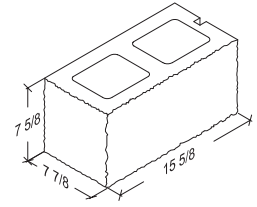
6-8-16 1-Score
5 7/8" x 7 5/8" x 15 5/8"

8 INCH UNITS

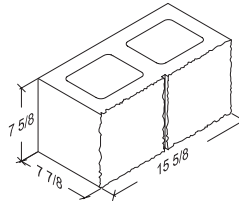
Split Face



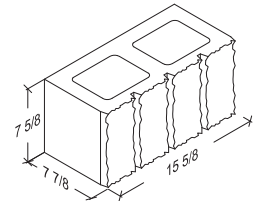
8-8-16 Standard
7 7/8" x 7 5/8" x 15 5/8"



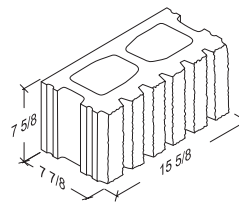
8-8-16 Side & End
7 7/8" x 7 5/8" x 15 5/8"



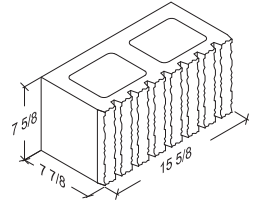
8-8-16 1-Score
7 7/8" x 7 5/8" x 15 5/8"



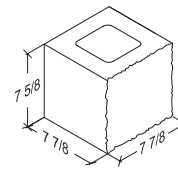
8-8-16 3-Score
7 7/8" x 7 5/8" x 15 5/8"



8-8-16 5-Score
7 7/8" x 7 5/8" x 15 5/8"



8-8-16 7-Score
7 7/8" x 7 5/8" x 15 5/8"



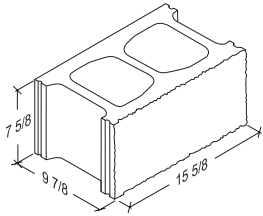
8-8-8 Half
7 7/8" x 7 5/8" x 7 7/8"



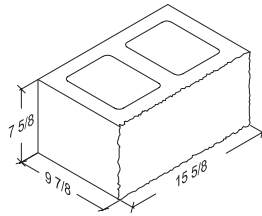
CMU SPLIT-FACE

10 INCH UNITS

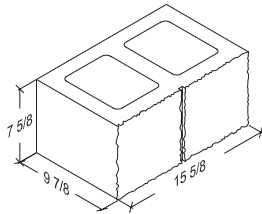
Split Face



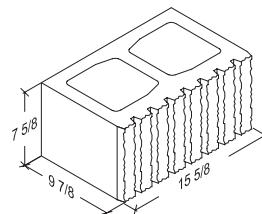
10-8-16 Standard
9 7/8" x 7 5/8" x 15 5/8"



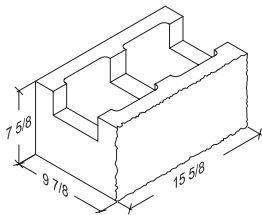
10-8-16 Square Corner
9 7/8" x 7 5/8" x 15 5/8"



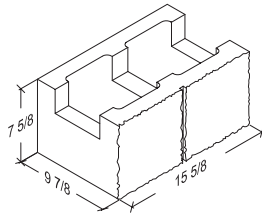
10-8-16 1-Score
9 7/8" x 7 5/8" x 15 5/8"



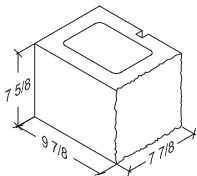
10-8-16 7-Score
9 7/8" x 7 5/8" x 15 5/8"



10-8-16 Bond Beam
9 7/8" x 7 5/8" x 15 5/8"



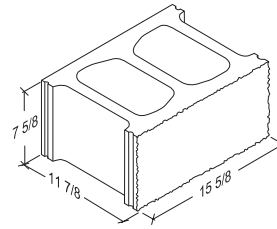
10-8-16 1-Score Bond Beam
9 7/8" x 7 5/8" x 15 5/8"



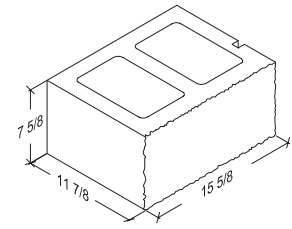
10-8-8 Half
9 7/8" x 7 5/8" x 7 7/8"

12 INCH UNITS

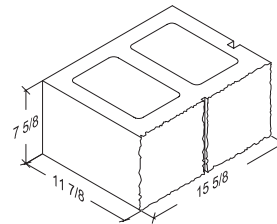
Split Face



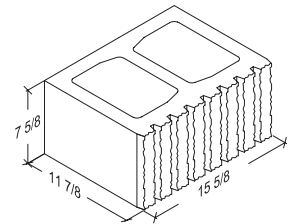
12-8-16 Standard
11 7/8" x 7 5/8" x 15 5/8"



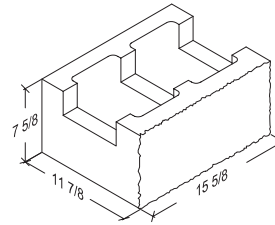
12-8-16 Square Corner
11 7/8" x 7 5/8" x 15 5/8"



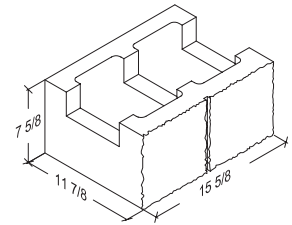
12-8-16 1-Score
11 7/8" x 7 5/8" x 15 5/8"



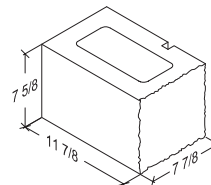
12-8-16 7-Score
11 7/8" x 7 5/8" x 15 5/8"



12-8-16 Bond Beam
11 7/8" x 7 5/8" x 15 5/8"



12-8-16 1-Score Bond Beam
11 7/8" x 7 5/8" x 15 5/8"



12-8-8 Half
11 7/8" x 7 5/8" x 7 7/8"



KANTA PRODUCTS

A Mutual Materials Company

130 Old Yellowstone Trail
Three Forks, Montana 59752

PHONE: (406) 285-3261
FAX: (406) 285-4216